

Bb Learn Tutorials

Chico-made Tutorials

- Using Kaltura Mashup To Embed Webcam Video into Blackboard
- How To Use The Kaltura Mashup To Embed Webcam Video into Blackboard
- Adding New Users To Your Course
- Creating a Mashup
- How to Add an Extra Credit Column to the Grade Center
- Creating a folder in a content area
- How to Create A Total (point accrual) Column in the Grade Center
- Grading Multiple Attempts
- Accommodating students who require modified test options like extra time or alternate days.
- How to Group BB Learn Courses by Term
- Using the Student Preview
- How to add a "My Grades" link to the course menu
- Copying content from one course into another
- How to run a report that displays the student's activity within a course
- How To Set Your Course Entry Point
- How to Upload Files to a Content Area
- Publishing a test to multiple sections at once with Respondus
- Configuring Respondus for Blackboard Learn
- Formatting images in the Content Editor
- How to add the "Notifications" area to the course menu
- How to upload video using Kaltura in Bb Learn
- Uploading Zip Files to the Content Collection
- Student Instructions - How to upload video to an assignment, discussion, blog, or anywhere with a text box.
- Student Instructions - How to upload video to the Kaltura Media Gallery
- Customizing class-wide visibility of media uploaded by students.
- How to Create Virtual Office Hours. 1
- Semester Start Checklist

Watch On-Demand Tutorial Videos

Categories:


- Understanding and Building Your Course
- Communicating and Collaborating
- Assessing Learners

Interface Basics

 [Navigate Inside a Course](#)

 [Using the Content Editor](#)

 [Accessibility](#)

 [Formatting Images in the Content Editor: Alignment, Border and Spacing](#)

 [Using the Student Preview](#)

Course Tools

 [Announcements](#)


 [Blogs](#)

 [Course Calendar](#)

 [Course E-mail](#)

 [Course Messages](#)

 [Discussion Board - Creating | Managing | Group Discussions | Grading](#)

 [Glossary](#)

 [Journals - Creating & Managing | Grading](#)

 [Rubrics - Creating & Managing | Grading With](#)

 [Wikis - Creating & Managing | Grading](#)

 [Turnitin Assignments](#)

 [iClicker Support](#)

Assignments

 [Create and Edit Assignments](#)

 [Create Group Assignments](#)

 [Download Assignments](#)


 [Assignment Grading - Inline](#)

- [Formatting guide for importing different question types into Respondus](#)
- [How to print a class list](#)
- [How to add a "My Messages" module to the Notifications area](#)
- [Putting existing test questions into a randomized Question Set](#)
- [How to import a participant list into TurningPoint Anywhere from Bb Learn](#)
- [How to filter Bb Learn course emails in Microsoft Outlook Exchange](#)

 [Assignment Grading - Groups](#)

 [Using TurnItIn for Online Grading and Anti-Plagiarism](#)

Tests, Surveys, and Pools


 [Test Options and Deployment Tips and Recommendations](#)


Creating Tests in Bb Learn


Creating Tests in Bb Learn

 [Creating Tests and Surveys](#)

 [Editing Tests and Questions](#)

 [Building Stronger Questions with Metadata](#)


 [Question Types](#)

 [Calculated Formula](#) | [Calculated Numeric](#) | [Either/Or](#) | [Essay](#) | [File Response](#) | [Fill In Multiple Blanks](#) | [Fill In The Blank](#) | [Hot Spot](#) | [Jumbled Sentence](#) | [Matching](#) | [Multiple Answer](#) | [Multiple Choice](#) | [Opinion Scale / Likert](#) | [Ordering](#) | [Quiz Bowl](#) | [Short Answer](#) | [True or False](#)

 [Question Settings](#)

 [Offering Partial Credit](#)

 [Finding and Reusing Questions](#)

 [Creating Question Sets](#)

 [Uploading Questions](#) (alternate option: [Respondus](#))

 [Test and Survey Options](#) (including availability exceptions)


 [Putting Existing Test Questions Into a Randomized Set](#)

Deploying and Grading Tests and Surveys

Deploying and Grading Tests and Surveys

 [Deploying Tests and Surveys](#)

 [Grading Tests](#)

 [Test and Survey Results](#)

 [Using the Test Access Log](#)

 [Test Item Analysis](#)

 [Resolving Student Issues With Tests](#)

 [Test Options and Deployment Tips and Recommendations](#)

 [Accommodating students who require modified test options like extra time or alternate days.](#)

 [Grading Multiple Attempts](#)

Question Pools & Test, Survey, and Pool Import/Export

Pools & Importing/Exporting Tests, Surveys, and Pools

 [Creating and Using Pools](#)

 [Importing & Exporting Tests, Surveys, and Pools](#)


Respondus

Respondus

 [Using Respondus](#)


 [Configuring Respondus for Bb Learn](#)

 [Importing questions to Respondus from MS Word or text files](#)

 [Publishing a test to multiple sections at once with Respondus](#)


 [How do I upload a test or survey from Respondus to Bb Learn?](#)

Grade Center


 [Navigating the Grade Center](#)

 [Understanding Grade Columns](#)


 [Customizing The Grading Interface](#)

 [Using the Grade Center - Assigning | Calculating | Curving | Extra Credit | The Needs Grading Page | Override Grades | View Details | Working Offline](#)

 [Using Smart Views in the Grade Center](#)

 [Getting Started with Needs Grading \(PDF\)](#)

 [About the Retention Center](#)

 [How to Create A Total \(point accrual\) Column in the Grade Center](#)

 [How to Add an Extra Credit Column to the Grade Center](#)

 [How to add a "My Grades" link to the course menu](#)

 [Using Grade Center smart views to filter sections in a combined learning environment](#)

 [Tips and Recommendations for using the Grade Center](#)










Course Content

 [Copying content from one course into another](#)







Content Creation

 [Creating Course Areas \(Containers\) for Content](#)










 [Creating Content in a Course Area](#)

-  [Creating Assessments](#)
-  [Linking to Tools in a Course Area](#)
-  [Editing and Managing Course Areas and Content](#)
-  [Providing Textbook Information in a Course Area](#)
-  [Importing a Course Cartridge](#)
-  [Linking to Library journals and database articles](#)
-  [Uploading Files to a Content Area](#)
-  [Creating a folder in a content area](#)
-  [Creating a Mashup: YouTube, Flickr, and SlideShare](#)




Content Management

-  [About Course Files \(Content Collection\)](#)
-  [Creating and Editing Folders in Course Files](#)
-  [Linking to Files and Folders in Course Files](#)
-  [Managing Files and Folders in Course Files](#)
-  [Controlling Course Files Permissions](#)
-  [Uploading Zip Files to the Content Collection](#)

Course Options

-  [Setting availability and due dates with Date Management](#)
-  [To initiate a Course Remodel to erase or reset a course to a "model" or template](#)
-  [Copying content from one course into another](#)
-  [Adding New Users To Your Course](#)
-  [How to add the "Notifications" area to the course menu](#)
-  [How to add a "My Grades" link to the course menu](#)
-  [How to add the Email or Messages tool link to the course menu](#)
-  [How To Set Your Course Entry Point](#)
-  [How to create a printable photo roster](#)

Notifications

-  [About The Notifications Dashboard](#)
-  [Notifications Settings](#)
-  [Setting Up Notifications](#)


 [How to add the "Notifications" area to the course menu](#)


 [How to add a "My Messages" module to the Notifications area](#)

Student Course Experience

 [Managing Tool Availability](#)

 [Adaptively Releasing Content](#)

 [Groups](#)

 [Student Performance: Early Warning System, and more](#)

Groups

 [About Groups](#)

 [Create & Manage Groups](#)

 [Group Tools](#)

 [Sending Email to Groups](#)

 [Creating Group Assignments](#)

 [Creating Group Folders](#)

 [Creating Group Links](#)

 [Groups Page](#)

 [Grading Group Assignments](#)

 [Importing/Exporting Groups](#)